



## Instructions for remitting payment to Magento, Inc. via credit card and PayPal:

*Please note that credit card and PayPal payment methods are subject to product and order-type eligibility and is subject to change.*

*We accept payment via credit card and PayPal for invoices **up-to \$25,000 USD**. Invoices greater than \$25,000 USD must be paid via ACH, wire transfer, or check.*

### One-time Payment

- 1) Click [here](#) to login.
- 2) Please use your credentials to access your account. **Only the primary account holder can access the payment section of your account**
- 3) Go to 'My Account' > 'My Products and Services' > Select *Your Specific Product Purchased* > 'Manage' (located to the right of the Product) > 'Show Details' (located to the right of the Subscription)
- 4) Click the 'Pay Now' button to enter your credit card/PayPal details and complete your payment. Note: we do not accept partial credit card or PayPal payments—by utilizing the 'Pay Now' feature, you agree to be charged for the full invoice amount(s).

The screenshot shows the 'Magento Commerce Licenses' page. On the left is a navigation menu with 'My Products and Services' highlighted. The main content area shows a table of licenses. Below the table is a 'License Details' section with a 'Change Payment Method' button. A table of invoices is displayed, with a 'Pay Now' button highlighted by a red arrow pointing to it.

LICENSES	RENEWAL DATE	
Cloud Pro + MBI Pro + Shipping Bundle	4/28/2024	<a href="#">Hide Details</a>

INVOICE NUMBER	DATE	AMOUNT	STATUS
[REDACTED]	4/29/2019	\$ [REDACTED]	Complete
[REDACTED]	8/22/2019	\$ [REDACTED]	<a href="#">Pay Now</a>


- 5) Select which payment method you wish to use by selecting 'click here' under the relevant category.

[×](#)

## Pay for your Enterprise Subscription


Please use the following payment options and instructions to make your payment.

- Invoices above \$25,000.00 must be paid through Wire or Check.
- When paying by PayPal, Wire or Check, please include your invoice number to ensure delivery of your software.

<p><b>PAY WITH</b>  <b>PayPal</b></p> <p>To pay online with PayPal, <a href="#">click here.</a></p>	<p><b>PAY BY WIRE/ACH</b></p> <p>Wells Fargo Bank, N.A. 420 Montgomery Street</p> <p>San Francisco, CA 94163 Account #: 4123503765 Account Name: Magento, Inc. Routing #: 121000248 Swift Code: WFBIUS6S</p>	<p><b>PAY BY CHECK</b></p> <p>Remitting Address - US Mail Only Magento, Inc. P.O. Box 204105 Dallas, TX 75320-4105</p> <p>Remitting Address - Overnight Lockbox Services - 204105 Magento, Inc. 2975 Regent Blvd. Irving, TX 75063</p>
--	--	--

Please note, an IBAN is not required to transfer funds to US companies

- 6) On the next page, select your payment address and payment method

 **Magento**  
An Adobe Company

[My Account](#)

[SEE A DEMO](#)

**1 Payment Information**

Select a payment address from your address book or enter a new address.

[REDACTED]

 10441 Jefferson Blvd., Suite 20022, Culver City, California 9023 ▼

PayPal

Credit Card

[Continue](#)









- 7) Select your credit card/PayPal account by clicking 'Use This Card/PayPal' and then click **Continue** to review your order


### 1 Payment Information

Select a payment address from your address book or enter a new address.

10441 Jefferson Blvd., Suite 20022, Culver City, California 90: ▼

PayPal

Use This PayPal		Email: [REDACTED]
Use This PayPal		Email: [REDACTED]
Use This PayPal		Email: [REDACTED]
Use This PayPal		Email: [REDACTED]
Use This PayPal		Email: [REDACTED]
<b>Selected PayPal</b>		Email: [REDACTED]
Use This PayPal		Email: [REDACTED]
Use This PayPal		Email: [REDACTED]



Credit Card

**Continue**

### 1 Payment Information




Select a payment address from your address book or enter a new address.

██████████ 10441 Jefferson Blvd., Suite 20022, Culver City, California 9023

PayPal

Credit Card

Use saved card | [Add a new card](#)

Use This Card	 Visa ██████████   Expires: 09/2019 Name on Card: ██████████	
Use This Card	 Visa ██████████   Expires: 03/2019 Name on Card: ██████████	<a href="#">Delete Card</a>
Use This Card	 Visa ██████████   Expires: 03/2019 Name on Card: ██████████	<a href="#">Delete Card</a>

[Continue](#)

8) Click 'Place Order' to complete the payment

### 1 Payment Information

### 2 Order Review

## Review Your Order

Please confirm your order summary before purchasing

Your order summary

Magento Enterprise Subscription: \$ ██████████

[change billing info](#)

[Place Order](#)

**Note:** You can also add a new credit card or PayPal account by selecting 'Add a new card' or clicking the PayPal icon on the Payment Information page. Follow the prompts until you are routed to Order Review.